

# Brisbane Fly United Invitational Championship

23rd & 24th May

## Presentation Summary

### Light Gun

1st Place	Stuart Elliott	242.04
2nd Place	Mark Lacey	235.05
3rd Place	Chris Parry	232.05

Small Group	Michael Stubbins (L)	1.602
Best target	Mark Lacey	58.03

### Three Gun Grand

1st Place	Mark Lacey	726.08
2nd Place	Mick Truscott	692.04
3rd Place	Vincent Vaina	691.09

### Heavy Gun

1st Place	Vincent Vaina	235.03
2nd Place	Mark Lacey	235.01
3rd Place	Mick Truscott	235.01

Small Group	James Blacker	2.340
Best target	Bradley R	54.00

### Two Gun Centrefire

1st Place	Mark Lacey	470.06
2nd Place	Mick Truscott	456.02
3rd Place	Chris Parry	449.08

### Rimfire

1st Place	Stuart Elliott	258.02
2nd Place	Mark Lacey	256.02
3rd Place	Brad C	252.02

Small Group	Matt Bourke	1.446
Best target	Shane Clow	59.01

### Two Gun Centrefire + Rimfire

1st Place	Stuart Elliott	500.06
2nd Place	Mark Lacey	491.07
3rd Place	James Blacker	471.11

# 2026 SSAA Brisbane Fly United Invitational Championship

23rd & 24th May

## Combined 500m LG & HG Leaderboard

Detail	Bench	Name	Class	A			B			C			D			E			Total		Fly Count	O/All	Rank	
				Pts	Gr	Total	Pts	Gr	Total	Pts	Gr	Total	Pts	Gr	Total	Pts	Gr	Total	LG	HG			LG	HG
1	11	Stuart Elliott	LG	47.02	8	55.02	43.01	8	51.01	37.00	6	43.00	48.01	9	57.01	28.00	8	36.00	242.04	4	1	1		
1	10	Mark Lacey	LG	37.01	7	44.01	42.00	7	49.00	49.03	9	58.03	47.01	8	55.01	23.00	6	29.00	235.05	5	2	2		
1	5	Vincent Vaina	HG	45.01	7	52.01	44.01	7	51.01	28.00	4	32.00	45.01	7	52.01	41.00	7	48.00	235.03	3	3		1	
1	10	Mark Lacey	HG	45.01	8	53.01	42.00	7	49.00	36.00	6	42.00	37.00	6	43.00	41.00	7	48.00	235.01	1	4		2	
1	9	Mick Truscott	HG	39.00	6	45.00	44.01	7	51.01	41.00	6	47.00	40.00	7	47.00	40.00	5	45.00	235.01	1	5		3	
2	9	Chris Parry	LG	41.00	6	47.00	40.00	6	46.00	45.02	8	53.02	48.03	9	57.03	25.00	4	29.00	232.05	5	6		3	
2	10	Fiona Lacey	LG	35.00	3	38.00	46.02	7	53.02	40.00	7	47.00	42.01	7	49.01	39.00	6	45.00	232.03	3	7		4	
2	14	James Blacker	LG	29.00	4	33.00	41.01	8	49.01	42.02	8	50.02	40.01	6	46.01	45.02	8	53.02	231.06	6	8		5	
2	2	Bradley R	HG	40.00	7	47.00	45.01	8	53.01	25.00	5	30.00	46.00	8	54.00	35.00	6	41.00	225.01	1	9		4	
2	11	Robert L	HG	37.00	7	44.00	43.00	8	51.00	29.00	7	36.00	39.00	7	46.00	40.00	6	46.00	223.00	0	10		5	
1	16	Robert Jackson (L)	HG	34.00	5	39.00	35.01	7	42.01	38.00	7	45.00	42.00	8	50.00	40.01	6	46.01	222.02	2	11		6	
1	11	Annie Elliott	HG	38.01	5	43.01	40.00	6	46.00	45.00	8	53.00	33.00	7	40.00	34.00	6	40.00	222.01	1	12		7	
1	9	Mick Truscott	LG	32.00	3	35.00	36.00	7	43.00	45.00	9	54.00	40.01	7	47.01	37.00	5	42.00	221.01	1	13		6	
1	15	Michael Stubbins (L)	LG	44.01	7	51.01	35.00	4	39.00	39.00	6	45.00	48.03	9	57.03	24.00	1	25.00	217.04	4	14		7	
2	9	Chris Parry	HG	40.01	6	46.01	39.01	7	46.01	27.00	5	32.00	45.01	8	53.01	34.00	6	40.00	217.03	3	15		8	
1	3	David Richards	HG	45.01	7	52.01	36.00	6	42.00	34.00	5	39.00	43.00	6	49.00	30.00	5	35.00	217.01	1	16		9	
2	10	Fiona Lacey	HG	37.01	5	42.01	38.00	6	44.00	36.01	4	40.01	36.00	5	41.00	41.00	7	48.00	215.02	2	17		10	
1	16	Robert Jackson (L)	LG	38.01	6	44.01	37.00	5	42.00	39.01	7	46.01	40.01	6	46.01	31.01	4	35.01	213.04	4	18		8	
2	8	Jeff Malin	LG	45.01	8	53.01	38.00	6	44.00	26.00	6	32.00	40.01	7	47.01	31.00	5	36.00	212.02	2	19		9	
1	8	Peter Albrecht	LG	34.00	6	40.00	40.01	7	47.01	33.00	6	39.00	38.01	7	45.01	33.00	7	40.00	211.02	2	20		10	
2	11	Robert L	LG	37.00	6	43.00	40.00	7	47.00	26.01	5	31.01	41.00	8	49.00	36.00	5	41.00	211.01	1	21		11	
2	14	James Blacker	HG	37.01	6	43.01	39.00	7	46.00	39.00	8	47.00	36.00	5	41.00	29.01	4	33.01	210.02	2	22		11	
1	7	Shane Clow	HG	44.01	8	52.01	36.01	5	41.01	34.00	7	41.00	39.00	7	46.00	25.00	4	29.00	209.02	2	23		12	
1	5	Vincent Vaina	LG	27.00	4	31.00	45.01	2	47.01	35.01	4	39.01	47.00	8	55.00	28.00	7	35.00	207.02	2	24		12	
2	16	Dane Rasmussen	HG	37.01	6	43.01	39.01	6	45.01	25.00	3	28.00	40.01	6	46.01	34.01	7	41.01	203.04	4	25		13	
1	1	Terry Pepi	HG	41.01	7	48.01	33.00	5	38.00	32.00	3	35.00	40.01	6	46.01	36.00	0	36.00	203.02	2	26		14	
2	12	Stephen D	LG	35.00	5	40.00	43.00	7	50.00	36.02	8	44.02	34.00	5	39.00	27.00	0	27.00	200.02	2	27		13	
1	6	James V	LG	33.01	5	38.01	35.00	6	41.00	39.01	6	45.01	40.02	7	47.02	23.00	0	23.00	194.04	4	28		14	
1	7	Shane Clow	LG	34.00	6	40.00	29.01	4	33.01	39.00	7	46.00	40.01	7	47.01	24.00	4	28.00	194.02	2	29		15	
2	6	Tara Harris	LG	35.00	6	41.00	29.00	7	36.00	30.00	2	32.00	43.00	8	51.00	27.00	4	31.00	191.00	0	30		16	
2	5	Tracey H	LG	28.00	6	34.00	36.00	7	43.00	34.00	6	40.00	30.01	4	34.01	29.00	7	36.00	187.01	1	31		17	
2	8	Jeff Malin	HG	43.00	8	51.00	38.00	6	44.00	19.00	2	21.00	36.01	6	42.01	28.01	0	28.01	186.02	2	32		15	
2	15	Craig Tucker	LG	20.00	2	22.00	20.00	7	27.00	32.00	5	37.00	42.00	7	49.00	44.00	5	49.00	184.00	0	33		18	
2	6	Tara Harris	HG	35.00	8	43.00	25.00	4	29.00	28.00	3	31.00	41.00	7	48.00	25.00	4	29.00	180.00	0	34		16	
2	16	Dane Rasmussen	LG	21.00	1	22.00	40.00	6	46.00	25.00	2	27.00	39.01	6	45.01	33.00	5	38.00	178.01	1	35		19	
1	8	Peter Albrecht	HG	28.00	6	34.00	24.00	4	28.00	20.00	4	24.00	30.00	8	38.00	46.02	7	53.02	177.02	2	36		17	
1	12	Ben Cannon	LG	36.01	6	42.01	33.00	4	37.00	18.00	0	18.00	38.00	6	44.00	25.00	4	29.00	170.01	1	37		20	

1	14	Bruce Blacker	HG	35.00	6	41.00	16.00	2	18.00	38.00	7	45.00	24.00	7	31.00	30.00	5	35.00	170.00	0	38	18
2	3	Stuart Veal	LG	28.00	4	32.00	27.00	5	32.00	33.00	5	38.00	30.00	6	36.00	25.01	4	29.01	167.01	1	39	21
1	13	Don Paterson	LG	23.00	0	23.00	20.00	0	20.00	45.00	8	53.00	33.00	6	39.00	26.00	6	32.00	167.00	0	40	22
1	13	Don Paterson	HG	39.01	4	43.01	33.00	4	37.00	21.00	2	23.00	25.00	6	31.00	26.00	6	32.00	166.01	1	41	19
1	15	Michael Stubbins (L)	HG	31.00	6	37.00	29.00	5	34.00	20.00	2	22.00	32.00	7	39.00	26.00	5	31.00	163.00	0	42	20
1	17	Peter Ruska (L)	LG	32.01	7	39.01	27.00	0	27.00	37.00	6	43.00	25.01	0	25.01	25.00	2	27.00	161.02	2	43	23
2	2	Thomas K	LG	25.01	3	28.01	28.00	4	32.00	35.00	6	41.00	25.00	4	29.00	26.00	4	30.00	160.01	1	44	24
1	6	James V	HG	30.00	5	35.00	31.00	4	35.00	8.00	0	8.00	35.00	6	41.00	31.00	4	35.00	154.00	0	45	21
1	1	Terry Pepi	LG	21.00	2	23.00	19.00	4	23.00	13.00	4	17.00	43.01	8	51.01	30.01	5	35.01	149.02	2	46	25
2	5	Tracey H	HG	20.00	2	22.00	21.00	1	22.00	15.00	0	15.00	39.00	6	45.00	28.01	6	34.01	138.01	1	47	22
1	14	Bruce Blacker	LG	20.00	1	21.00	15.00	0	15.00	30.00	4	34.00	38.01	5	43.01	17.00	3	20.00	133.01	1	48	26
1	2	Keith L	LG	28.00	0	28.00	20.00	3	23.00	17.00	3	20.00	30.00	5	35.00	15.00	0	15.00	121.00	0	49	27
2	15	Craig Tucker	HG	21.00	3	24.00	34.00	6	40.00	16.00	5	21.00	3.00	1	4.00	25.00	6	31.00	120.00	0	50	23
2	13	Phil Watkins	LG	13.00	0	13.00	15.00	2	17.00	32.00	3	35.00	26.01	2	28.01	14.00	7	21.00	114.01	1	51	28
1	4	Alex Carter	LG	16.00	1	17.00	18.00	3	21.00	17.00	2	19.00	15.00	0	15.00	27.00	2	29.00	101.00	0	52	29
2	4	Jordan M	LG	13.01	0	13.01	14.00	1	15.00	7.00	0	7.00	25.01	2	27.01	31.00	6	37.00	99.02	2	53	30
2	13	Phil Watkins	HG	32.00	6	38.00	13.00	0	13.00	18.00	0	18.00	17.01	2	19.01	5.00	0	5.00	93.01	1	54	24
2	3	Stuart Veal	HG	25.00	0	25.00	24.00	3	27.00	7.00	0	7.00	15.00	1	16.00	6.00	3	9.00	84.00	0	55	25
2	17	Hayden B	LG	6.00	0	6.00	5.00	0	5.00	8.00	0	8.00	11.00	0	11.00	0.00	0	0.00	30.00	0	56	31
1	3	David Richards	LG	0.00	0	0.00	0.00	0	0.00	0.00	0	0.00	0.00	0	0.00	0.00	0	0.00	0.00	0	57	32
2	18	Robert Brown	LG	0.00	0	0.00	0.00	0	0.00	0.00	0	0.00	0.00	0	0.00	0.00	0	0.00	0.00	0	57	32

#### High Scoring Target

LG	Mark Lacey	58.03
HG	Bradley R	54.00

#### Small Group

LG	Michael Stubbins (L)	1.602
HG	James Blacker	2.340

# 2026 SSAA Brisbane Fly United Invitational Championship

23rd & 24th May

## 200yd RF Leaderboard

Detail	Bench	Name	Class	A			B			C			D			E			Total RF	Fly Count	Rank RF
				Pts	Gr	Total	Pts	Gr	Total	Pts	Gr	Total	Pts	Gr	Total	Pts	Gr	Total			
1	19	Stuart Elliott	RF	45.00	9	54.00	39.00	7	46.00	48.01	8	56.01	42.00	7	49.00	44.01	9	53.01	258.02	2	1
1	15	Mark Lacey	RF	44.00	8	52.00	41.00	7	48.00	42.00	7	49.00	45.02	9	54.02	45.00	8	53.00	256.02	2	2
2	17	Brad C	RF	48.01	8	56.01	41.00	8	49.00	34.00	6	40.00	49.01	9	58.01	42.00	7	49.00	252.02	2	3
2	6	Vincent Vaina	RF	45.00	8	53.00	40.00	7	47.00	45.03	7	52.03	40.00	9	49.00	41.01	7	48.01	249.04	4	4
1	17	Shane Clow	RF	45.01	9	54.01	33.00	5	38.00	42.00	8	50.00	50.01	9	59.01	38.01	7	45.01	246.03	3	5
2	4	Craig Tucker	RF	42.00	9	51.00	43.01	8	51.01	47.01	9	56.01	33.00	6	39.00	40.00	7	47.00	244.02	2	6
2	10	James V	RF	46.00	8	54.00	46.01	7	53.01	45.00	8	53.00	44.00	8	52.00	25.00	4	29.00	241.01	1	7
2	3	James Blacker	RF	49.00	9	58.00	41.02	6	47.02	43.02	7	50.02	43.00	7	50.00	32.01	3	35.01	240.05	5	8
1	11	Chris Parry	RF	37.00	7	44.00	38.00	4	42.00	43.01	7	50.01	45.01	8	53.01	42.00	8	50.00	239.02	2	9
2	16	Murray Cole	RF	40.00	7	47.00	48.01	8	56.01	42.00	7	49.00	42.00	7	49.00	31.00	6	37.00	238.01	1	10
1	8	David Richards	RF	39.01	7	46.01	38.00	6	44.00	46.02	8	54.02	44.00	7	51.00	36.00	6	42.00	237.03	3	11
2	11	Mick Truscott	RF	32.00	4	36.00	45.01	8	53.01	46.00	8	54.00	39.01	7	46.01	39.00	8	47.00	236.02	2	12
2	13	Matt Bourke	RF	45.02	8	53.02	40.00	9	49.00	47.01	8	55.01	37.00	6	43.00	29.00	5	34.00	234.03	3	13
2	8	Phillip J	RF	45.00	8	53.00	47.00	8	55.00	39.01	7	46.01	42.00	7	49.00	26.00	4	30.00	233.01	1	14
1	10	Tara Harris	RF	43.01	8	51.01	31.00	7	38.00	29.00	5	34.00	48.01	9	57.01	42.01	8	50.01	230.03	3	15
1	6	Tracey H	RF	44.00	8	52.00	40.01	7	47.01	34.00	4	38.00	36.01	5	41.01	43.01	7	50.01	228.03	3	16
1	5	Dane Rasmussen	RF	49.03	9	58.03	20.00	3	23.00	47.01	9	56.01	47.01	8	55.01	28.00	6	34.00	226.05	5	17
1	9	Jeff Malin	RF	39.00	6	45.00	32.00	5	37.00	42.00	7	49.00	48.01	8	56.01	34.00	5	39.00	226.01	1	18
2	19	Annie Elliott	RF	45.00	8	53.00	42.02	7	49.02	40.00	7	47.00	35.00	5	40.00	30.00	5	35.00	224.02	2	19
2	15	Fiona Lacey	RF	43.00	8	51.00	48.01	9	57.01	28.00	3	31.00	42.00	7	49.00	31.00	4	35.00	223.01	1	20
1	7	Darren Lawrence	RF	43.00	8	51.00	25.00	5	30.00	39.00	7	46.00	37.00	7	44.00	42.00	9	51.00	222.00	0	21
2	7	Henry Lawrence (U15)	RF	43.00	8	51.00	37.00	5	42.00	37.01	6	43.01	29.00	6	35.00	36.00	3	39.00	210.01	1	22
2	9	Peter Albrecht	RF	42.00	8	50.00	36.01	4	40.01	46.00	8	54.00	29.00	3	32.00	26.00	6	32.00	208.01	1	23
2	18	Michael A	RF	44.00	8	52.00	37.00	5	42.00	30.00	8	38.00	32.00	5	37.00	33.00	6	39.00	208.00	0	24
1	18	Robert L	RF	36.00	6	42.00	33.00	0	33.00	41.01	6	47.01	36.01	6	42.01	35.00	6	41.00	205.02	2	25
1	12	Stuart Veal	RF	39.00	9	48.00	23.00	3	26.00	43.00	8	51.00	45.01	7	52.01	24.00	2	26.00	203.01	1	26
1	13	Keith L	RF	35.00	6	41.00	40.00	7	47.00	31.00	6	37.00	36.01	7	43.01	27.00	3	30.00	198.01	1	27
1	4	Michael Stubbins (L)	RF	36.00	5	41.00	42.00	7	49.00	40.00	6	46.00	30.00	4	34.00	18.00	5	23.00	193.00	0	28
2	12	Stephen D	RF	42.00	7	49.00	29.00	5	34.00	37.00	5	42.00	36.01	6	42.01	15.00	1	16.00	183.01	1	29
1	2	Terry Pepi	RF	39.00	7	46.00	28.00	5	33.00	33.00	6	39.00	25.00	2	27.00	33.00	3	36.00	181.00	0	30
1	16	Christopher Fowler	RF	38.01	6	44.01	23.00	4	27.00	38.00	7	45.00	37.01	7	44.01	17.00	0	17.00	177.02	2	31
2	14	Chris Evans	RF	44.01	8	52.01	37.00	5	42.00	26.00	1	27.00	28.00	6	34.00	17.01	4	21.01	176.02	2	32
1	14	Hayden B	RF	38.00	6	44.00	16.00	3	19.00	39.01	6	45.01	33.00	5	38.00	29.00	0	29.00	175.01	1	33
1	3	Bruce Blacker	RF	41.00	7	48.00	26.00	6	32.00	33.00	6	39.00	23.01	6	29.01	18.00	0	18.00	166.01	1	34
2	5	Robert Van Gaal	RF	0.00	0	0.00	0.00	0	0.00	0.00	0	0.00	0.00	0	0.00	0.00	0	0.00	0.00	0	35

### High Scoring Target

RF	Shane Clow	59.01
----	------------	-------

### Small Group

RF	Matt Bourke	9	1.446
----	-------------	---	-------

# 2026 SSAA Brisbane Fly United Invitational Championship

23rd & 24th May

## LG 500m Leaderboard

Detail	Bench	Name	Class	A			B			C			D			E			Total LG	Fly Count	Rank LG
				Pts	Gr	Total	Pts	Gr	Total	Pts	Gr	Total	Pts	Gr	Total	Pts	Gr	Total			
1	11	Stuart Elliott	LG	47.02	8	55.02	43.01	8	51.01	37.00	6	43.00	48.01	9	57.01	28.00	8	36.00	242.04	4	1
1	10	Mark Lacey	LG	37.01	7	44.01	42.00	7	49.00	49.03	9	58.03	47.01	8	55.01	23.00	6	29.00	235.05	5	2
2	9	Chris Parry	LG	41.00	6	47.00	40.00	6	46.00	45.02	8	53.02	48.03	9	57.03	25.00	4	29.00	232.05	5	3
2	10	Fiona Lacey	LG	35.00	3	38.00	46.02	7	53.02	40.00	7	47.00	42.01	7	49.01	39.00	6	45.00	232.03	3	4
2	14	James Blacker	LG	29.00	4	33.00	41.01	8	49.01	42.02	8	50.02	40.01	6	46.01	45.02	8	53.02	231.06	6	5
1	9	Mick Truscott	LG	32.00	3	35.00	36.00	7	43.00	45.00	9	54.00	40.01	7	47.01	37.00	5	42.00	221.01	1	6
1	15	Michael Stubbins (L)	LG	44.01	7	51.01	35.00	4	39.00	39.00	6	45.00	48.03	9	57.03	24.00	1	25.00	217.04	4	7
1	16	Robert Jackson (L)	LG	38.01	6	44.01	37.00	5	42.00	39.01	7	46.01	40.01	6	46.01	31.01	4	35.01	213.04	4	8
2	8	Jeff Malin	LG	45.01	8	53.01	38.00	6	44.00	26.00	6	32.00	40.01	7	47.01	31.00	5	36.00	212.02	2	9
1	8	Peter Albrecht	LG	34.00	6	40.00	40.01	7	47.01	33.00	6	39.00	38.01	7	45.01	33.00	7	40.00	211.02	2	10
2	11	Robert L	LG	37.00	6	43.00	40.00	7	47.00	26.01	5	31.01	41.00	8	49.00	36.00	5	41.00	211.01	1	11
1	5	Vincent Vaina	LG	27.00	4	31.00	45.01	2	47.01	35.01	4	39.01	47.00	8	55.00	28.00	7	35.00	207.02	2	12
2	12	Stephen D	LG	35.00	5	40.00	43.00	7	50.00	36.02	8	44.02	34.00	5	39.00	27.00	0	27.00	200.02	2	13
1	6	James V	LG	33.01	5	38.01	35.00	6	41.00	39.01	6	45.01	40.02	7	47.02	23.00	0	23.00	194.04	4	14
1	7	Shane Clow	LG	34.00	6	40.00	29.01	4	33.01	39.00	7	46.00	40.01	7	47.01	24.00	4	28.00	194.02	2	15
2	6	Tara Harris	LG	35.00	6	41.00	29.00	7	36.00	30.00	2	32.00	43.00	8	51.00	27.00	4	31.00	191.00	0	16
2	5	Tracey H	LG	28.00	6	34.00	36.00	7	43.00	34.00	6	40.00	30.01	4	34.01	29.00	7	36.00	187.01	1	17
2	15	Craig Tucker	LG	20.00	2	22.00	20.00	7	27.00	32.00	5	37.00	42.00	7	49.00	44.00	5	49.00	184.00	0	18
2	16	Dane Rasmussen	LG	21.00	1	22.00	40.00	6	46.00	25.00	2	27.00	39.01	6	45.01	33.00	5	38.00	178.01	1	19
1	12	Ben Cannon	LG	36.01	6	42.01	33.00	4	37.00	18.00	0	18.00	38.00	6	44.00	25.00	4	29.00	170.01	1	20
2	3	Stuart Veal	LG	28.00	4	32.00	27.00	5	32.00	33.00	5	38.00	30.00	6	36.00	25.01	4	29.01	167.01	1	21
1	13	Don Paterson	LG	23.00	0	23.00	20.00	0	20.00	45.00	8	53.00	33.00	6	39.00	26.00	6	32.00	167.00	0	22
1	17	Peter Ruska (L)	LG	32.01	7	39.01	27.00	0	27.00	37.00	6	43.00	25.01	0	25.01	25.00	2	27.00	161.02	2	23
2	2	Thomas K	LG	25.01	3	28.01	28.00	4	32.00	35.00	6	41.00	25.00	4	29.00	26.00	4	30.00	160.01	1	24
1	1	Terry Pepi	LG	21.00	2	23.00	19.00	4	23.00	13.00	4	17.00	43.01	8	51.01	30.01	5	35.01	149.02	2	25
1	14	Bruce Blacker	LG	20.00	1	21.00	15.00	0	15.00	30.00	4	34.00	38.01	5	43.01	17.00	3	20.00	133.01	1	26
1	2	Keith L	LG	28.00	0	28.00	20.00	3	23.00	17.00	3	20.00	30.00	5	35.00	15.00	0	15.00	121.00	0	27
2	13	Phil Watkins	LG	13.00	0	13.00	15.00	2	17.00	32.00	3	35.00	26.01	2	28.01	14.00	7	21.00	114.01	1	28
1	4	Alex Carter	LG	16.00	1	17.00	18.00	3	21.00	17.00	2	19.00	15.00	0	15.00	27.00	2	29.00	101.00	0	29
2	4	Jordan M	LG	13.01	0	13.01	14.00	1	15.00	7.00	0	7.00	25.01	2	27.01	31.00	6	37.00	99.02	2	30
2	17	Hayden B	LG	6.00	0	6.00	5.00	0	5.00	8.00	0	8.00	11.00	0	11.00	0.00	0	0.00	30.00	0	31
1	3	David Richards	LG	0.00	0	0.00	0.00	0	0.00	0.00	0	0.00	0.00	0	0.00	0.00	0	0.00	0.00	0	32
2	18	Robert Brown	LG	0.00	0	0.00	0.00	0	0.00	0.00	0	0.00	0.00	0	0.00	0.00	0	0.00	0.00	0	32

### High Scoring Target

LG	Mark Lacey	58.03
----	------------	-------

### Small Group

LG	Michael Stubbins (L)	9	1.602
----	----------------------	---	-------

# 2026 SSAA Brisbane Fly United Invitational Championship

23rd & 24th May

## HG 500m Leaderboard

Detail	Bench	Name	Class	A			B			C			D			E			Total HG	Fly Count	Rank HG
				Pts	Gr	Total	Pts	Gr	Total	Pts	Gr	Total	Pts	Gr	Total	Pts	Gr	Total			
1	5	Vincent Vaina	HG	45.01	7	52.01	44.01	7	51.01	28.00	4	32.00	45.01	7	52.01	41.00	7	48.00	235.03	3	1
1	10	Mark Lacey	HG	45.01	8	53.01	42.00	7	49.00	36.00	6	42.00	37.00	6	43.00	41.00	7	48.00	235.01	1	2
1	9	Mick Truscott	HG	39.00	6	45.00	44.01	7	51.01	41.00	6	47.00	40.00	7	47.00	40.00	5	45.00	235.01	1	3
2	2	Bradley R	HG	40.00	7	47.00	45.01	8	53.01	25.00	5	30.00	46.00	8	54.00	35.00	6	41.00	225.01	1	4
2	11	Robert L	HG	37.00	7	44.00	43.00	8	51.00	29.00	7	36.00	39.00	7	46.00	40.00	6	46.00	223.00	0	5
1	16	Robert Jackson (L)	HG	34.00	5	39.00	35.01	7	42.01	38.00	7	45.00	42.00	8	50.00	40.01	6	46.01	222.02	2	6
1	11	Annie Elliott	HG	38.01	5	43.01	40.00	6	46.00	45.00	8	53.00	33.00	7	40.00	34.00	6	40.00	222.01	1	7
2	9	Chris Parry	HG	40.01	6	46.01	39.01	7	46.01	27.00	5	32.00	45.01	8	53.01	34.00	6	40.00	217.03	3	8
1	3	David Richards	HG	45.01	7	52.01	36.00	6	42.00	34.00	5	39.00	43.00	6	49.00	30.00	5	35.00	217.01	1	9
2	10	Fiona Lacey	HG	37.01	5	42.01	38.00	6	44.00	36.01	4	40.01	36.00	5	41.00	41.00	7	48.00	215.02	2	10
2	14	James Blacker	HG	37.01	6	43.01	39.00	7	46.00	39.00	8	47.00	36.00	5	41.00	29.01	4	33.01	210.02	2	11
1	7	Shane Clow	HG	44.01	8	52.01	36.01	5	41.01	34.00	7	41.00	39.00	7	46.00	25.00	4	29.00	209.02	2	12
2	16	Dane Rasmussen	HG	37.01	6	43.01	39.01	6	45.01	25.00	3	28.00	40.01	6	46.01	34.01	7	41.01	203.04	4	13
1	1	Terry Pepi	HG	41.01	7	48.01	33.00	5	38.00	32.00	3	35.00	40.01	6	46.01	36.00	0	36.00	203.02	2	14
2	8	Jeff Malin	HG	43.00	8	51.00	38.00	6	44.00	19.00	2	21.00	36.01	6	42.01	28.01	0	28.01	186.02	2	15
2	6	Tara Harris	HG	35.00	8	43.00	25.00	4	29.00	28.00	3	31.00	41.00	7	48.00	25.00	4	29.00	180.00	0	16
1	8	Peter Albrecht	HG	28.00	6	34.00	24.00	4	28.00	20.00	4	24.00	30.00	8	38.00	46.02	7	53.02	177.02	2	17
1	14	Bruce Blacker	HG	35.00	6	41.00	16.00	2	18.00	38.00	7	45.00	24.00	7	31.00	30.00	5	35.00	170.00	0	18
1	13	Don Paterson	HG	39.01	4	43.01	33.00	4	37.00	21.00	2	23.00	25.00	6	31.00	26.00	6	32.00	166.01	1	19
1	15	Michael Stubbins (L)	HG	31.00	6	37.00	29.00	5	34.00	20.00	2	22.00	32.00	7	39.00	26.00	5	31.00	163.00	0	20
1	6	James V	HG	30.00	5	35.00	31.00	4	35.00	8.00	0	8.00	35.00	6	41.00	31.00	4	35.00	154.00	0	21
2	5	Tracey H	HG	20.00	2	22.00	21.00	1	22.00	15.00	0	15.00	39.00	6	45.00	28.01	6	34.01	138.01	1	22
2	15	Craig Tucker	HG	21.00	3	24.00	34.00	6	40.00	16.00	5	21.00	3.00	1	4.00	25.00	6	31.00	120.00	0	23
2	13	Phil Watkins	HG	32.00	6	38.00	13.00	0	13.00	18.00	0	18.00	17.01	2	19.01	5.00	0	5.00	93.01	1	24

### High Scoring Target

HG	Bradley R	54.00
----	-----------	-------

### Small Group

HG	James Blacker	8	2.340
----	---------------	---	-------

# 2026 SSAA Brisbane Fly United Invitational Championship

23rd & 24th May

3 Gun Grand

Heavy Gun + Light Gun + Rimfire

Name	LG	HG	RF	Total	Rank
Mark Lacey	235.05	235.01	256.02	726.08	1
Mick Truscott	221.01	235.01	236.02	692.04	2
Vincent Vaina	207.02	235.03	249.04	691.09	3
Chris Parry	232.05	217.03	239.02	688.10	4
James Blacker	231.06	210.02	240.05	681.13	5
Fiona Lacey	232.03	215.02	223.01	670.06	6
Shane Clow	194.02	209.02	246.03	649.07	7
Robert L	211.01	223.00	205.02	639.03	8
Jeff Malin	212.02	186.02	226.01	624.05	9
Dane Rasmussen	178.01	203.04	226.05	607.10	10
Tara Harris	191.00	180.00	230.03	601.03	11
Peter Albrecht	211.02	177.02	208.01	596.05	12
James V	194.04	154.00	241.01	589.05	13
Michael Stubbins (L)	217.04	163.00	193.00	573.04	14
Tracey H	187.01	138.01	228.03	553.05	15
Craig Tucker	184.00	120.00	244.02	548.02	16
Terry Pepi	149.02	203.02	181.00	533.04	17
Bruce Blacker	133.01	170.00	166.01	469.02	18
David Richards	0.00	217.01	237.03	454.04	19
Stuart Veal	167.01	84.00	203.01	454.02	20

# 2026 SSAA Brisbane Fly United Invitational Championship

23rd & 24th May

2 Gun Centrefire

Heavy Gun + Light Gun

Name	LG	HG	Total	Rank
Mark Lacey	235.05	235.01	470.06	1
Mick Truscott	221.01	235.01	456.02	2
Chris Parry	232.05	217.03	449.08	3
Fiona Lacey	232.03	215.02	447.05	4
Vincent Vaina	207.02	235.03	442.05	5
James Blacker	231.06	210.02	441.08	6
Robert Jackson (L)	213.04	222.02	435.06	7
Robert L	211.01	223.00	434.01	8
Shane Clow	194.02	209.02	403.04	9
Jeff Malin	212.02	186.02	398.04	10
Peter Albrecht	211.02	177.02	388.04	11
Dane Rasmussen	178.01	203.04	381.05	12
Michael Stubbins (L)	217.04	163.00	380.04	13
Tara Harris	191.00	180.00	371.00	14
Terry Pepi	149.02	203.02	352.04	15
James V	194.04	154.00	348.04	16
Don Paterson	167.00	166.01	333.01	17
Tracey H	187.01	138.01	325.02	18
Craig Tucker	184.00	120.00	304.00	19
Bruce Blacker	133.01	170.00	303.01	20
Stuart Veal	167.01	84.00	251.01	21
David Richards	0.00	217.01	217.01	22
Phil Watkins	114.01	93.01	207.02	23

# 2026 SSAA Brisbane Fly United Invitational Championship

23rd & 24th May

## 2 Gun Centrefire + Rimfire

Higher of either Heavy Gun or Light Gun, + Rimfire




Name	LG	HG	RF	Total	Rank
Stuart Elliott	242.04		258.02	500.06	1
Mark Lacey	235.05	235.01	256.02	491.07	2
James Blacker	231.06	210.02	240.05	471.11	3
Chris Parry	232.05	217.03	239.02	471.07	4
Mick Truscott	221.01	235.01	236.02	471.03	5
Vincent Vaina	207.02	235.03	249.04	484.07	6
Fiona Lacey	232.03	215.02	223.01	455.04	7
Shane Clow	194.02	209.02	246.03	455.05	8
Jeff Malin	212.02	186.02	226.01	438.03	9
James V	194.04	154.00	241.01	435.05	10
Craig Tucker	184.00	120.00	244.02	428.02	11
Tara Harris	191.00	180.00	230.03	421.03	12
Peter Albrecht	211.02	177.02	208.01	419.03	13
Robert L	211.01	223.00	205.02	428.02	14
Tracey H	187.01	138.01	228.03	415.04	15
Michael Stubbins (L)	217.04	163.00	193.00	410.04	16
Dane Rasmussen	178.01	203.04	226.05	429.09	17
Stephen D	200.02		183.01	383.03	18
Stuart Veal	167.01	84.00	203.01	370.02	19
Terry Pepi	149.02	203.02	181.00	384.02	20
Keith L	121.00		198.01	319.01	21
Bruce Blacker	133.01	170.00	166.01	336.01	22
David Richards	0.00	217.01	237.03	454.04	23
Annie Elliott		222.01	224.02	446.03	24
Hayden B	30.00		175.01	205.01	25

# 2026 SSAA Brisbane Fly United Invitational Championship

23rd & 24th May

## Social Teams Event

3 Highest Ranked 3 Gun Competitors from each team

Team	Shooter	LG	HG	RF	Total	Team Total	Rank
	Mark Lacey	235.05	235.01	256.02	726.08	<b>2035.17</b>	<b>1</b>
	Fiona Lacey	232.03	215.02	223.01	670.06		
	Robert L	211.01	223.00	205.02	639.03		
	Mick Truscott	221.01	235.01	236.02	692.04	<b>2029.21</b>	<b>2</b>
	Chris Parry	232.05	217.03	239.02	688.10		
	Shane Clow	194.02	209.02	246.03	649.07		
	Vincent Vaina	207.02	235.03	249.04	691.09	<b>1881.17</b>	<b>3</b>
	Tara Harris	191.00	180.00	230.03	601.03		
	James V	194.04	154.00	241.01	589.05		